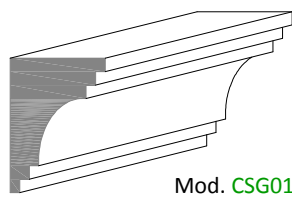
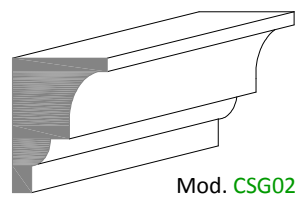


Cornici Sotto Gronda

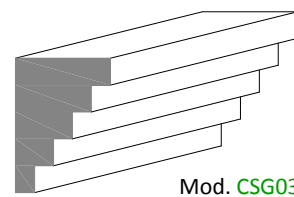
Questa tipologia di profilo architettonico va a valorizzare l'edificio proprio dove finisce il tetto e come dice la parola stessa va applicato sotto la linea di gronda. Ha il compito di abbellire le facciate adeguandosi alle strutture architettoniche del posto e contribuisce fortemente a ridurre le dispersioni di calore.



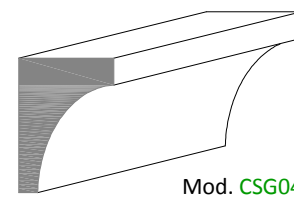
Mod. CSG01



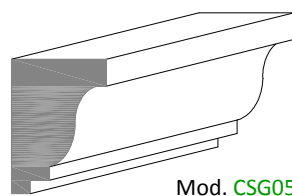
Mod. CSG02



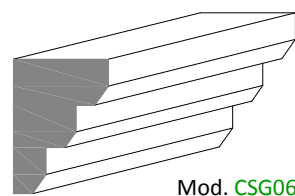
Mod. CSG03



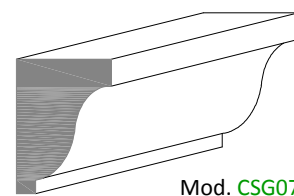
Mod. CSG04



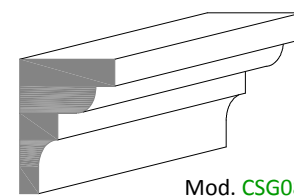
Mod. CSG05



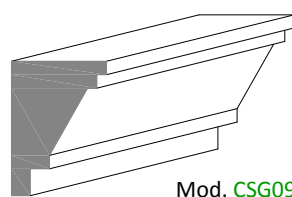
Mod. CSG06



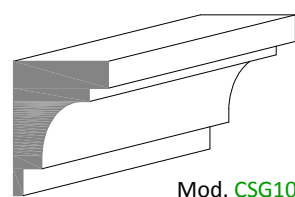
Mod. CSG07



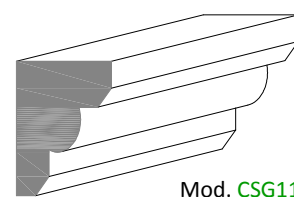
Mod. CSG08



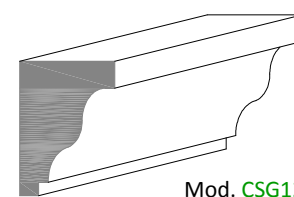
Mod. CSG09



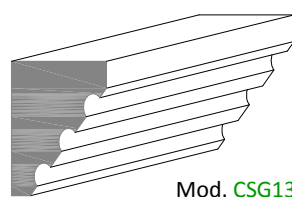
Mod. CSG10



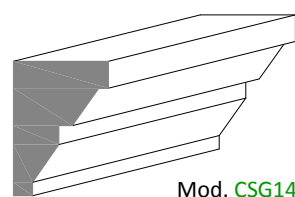
Mod. CSG11



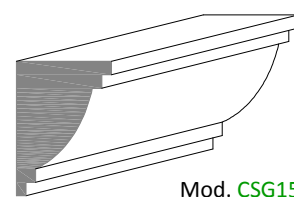
Mod. CSG12



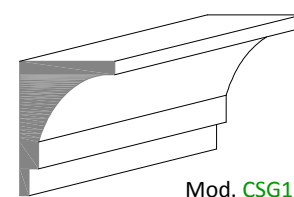
Mod. CSG13



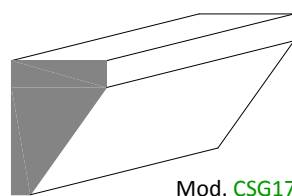
Mod. CSG14



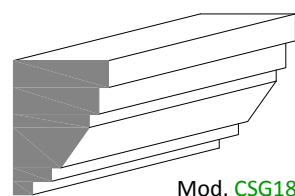
Mod. CSG15



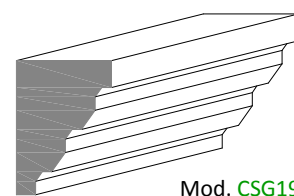
Mod. CSG16



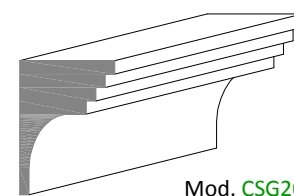
Mod. CSG17



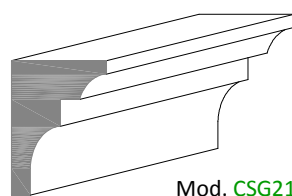
Mod. CSG18



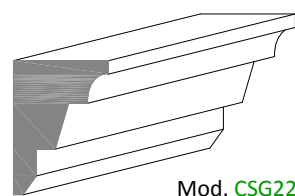
Mod. CSG19



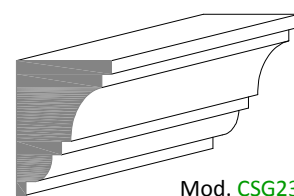
Mod. CSG20



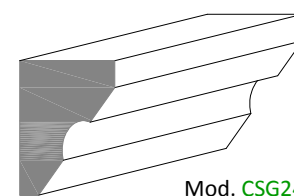
Mod. CSG21



Mod. CSG22



Mod. CSG23



Mod. CSG24